

## KITAGAWA 5C SERIES NC ROTARY TABLES

<u>MODEL NO.</u>	<u>KIW NO.</u>
TC-5C-1	TC100
TC-5C-1A	TC100A
TC-5C-2A	TC2100A
TC-5C-3A	TC3100A



- **COMPACT & VERSATILE DESIGN**  
SINGLE OR MULTI-AXES DESIGN IN HORIZONTAL AND VERTICAL USE
- **HIGH SPEED INDEXING**  
83.3 RPM FOR TC-5C-1 AND TC-5C-1A  
50 RPM FOR TC-5C-2A AND TC-5C-3A
- **MANUAL AND PNEUMATIC 5C COLLET CLOSERS**  
MAXIMIZE PRODUCTIVITY WITH QUICK AND EASY SETUPS
- **DOUBLE LEAD WORM GEAR**  
OPTIMUM DURABILITY AND HIGHEST ACCURACY IN ITS CLASS
- **BEARING-SUPPORTED WORM SHAFT AT BOTH ENDS**  
ENSURES RELIABLE AND ACCURATE INDEXING
- **AIR-PURGE**  
MOTOR COVER IS AIR-PURGED TO PREVENT MOISTURE AND FOREIGN MATERIALS FROM ENTERING

### KITAGAWA 5C SERIES NC ROTARY TABLES

#### LOAD CAPACITIES

		PERMISSIBLE LOAD		MAX. MACHINE FORCE			*MAX. TORQUE CAP.
MODEL	KIW NO.	lb.	lb.	lb.	ft-lb.	ft-lb.	ft-b. w
TC-5C-1	TC100	132	66	1323	145	15	130
TC-5C-1A	TC100A						
TC-5C-2A	TC2100A						
TC-5C-3A	TC3100A						

Note: \* means maximum torque capacity of worm gear per 1 rpm table rotation.

#### GUARANTEED ACCURACY

ITEM	DESCRIPTION OF INSPECTION	GUARANTEED ACCURACY		
		TC-5C-1 TC-5C-1A	TC-5C-2A TC-5C-3A	
1	Run-out of Table I.D.	.0004	.0004	1
2	Run-out of Table Face	.0008	.0008	2
3	Parallelism Between Spindle and Base	.0008	.0008	3
4	Indexing Accuracy (second)	45	60	
5	Repeatability (second)	±2.5	±2.5	

Note: Measurement is taken at 6" length from face or center of the table.

### KITAGAWA 5C SERIES NC ROTARY TABLES



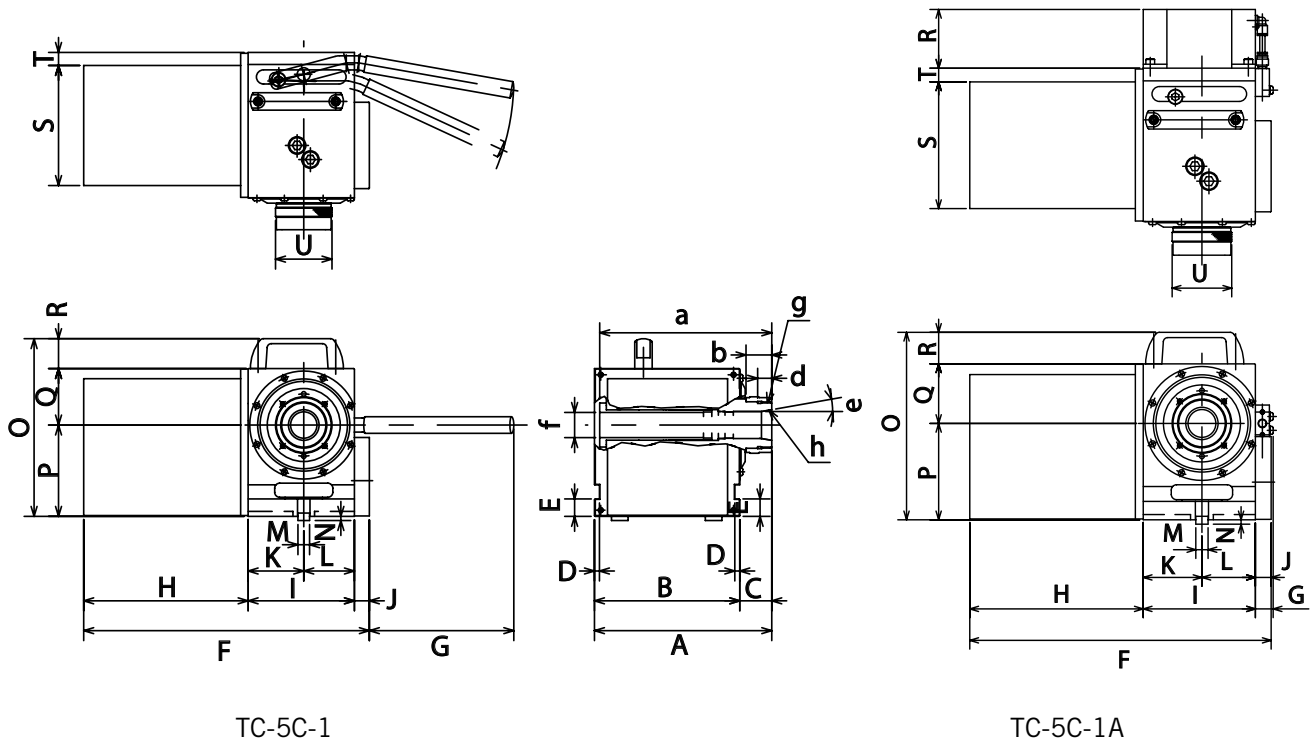
MODEL/KIW NO.		TC-5C-1/ TC100	TC-5C-1A/ TC100A	TC-5C-2A/ TC2100A	TC-5C-3A/ TC3100A
Center Height in Vertical		4.33	4.33	4.33	4.33
Overall Height in Vertical		8.43	8.43	8.27	8.27
Thru Hole Diameter		1.19	1.19	1.19	1.19
AC Servo Motor	Fanuc	αiF2/5000	αiF2/5000	αiF2/5000	αiF2/5000
	Mitsubishi	HF-KP43	HF-KP43	HF-75T	HF-75T
	Yaskawa	SGMAS-04	SGMAS-04	SGMAS-04	SGMAS-04
	OSP	BL-ME24J	BL-ME24J	BL-ME24J	BL-ME24J
Gear Ratio		1/36	1/36	1/60	1/60
*Maximum R.P.M.		83.3	83.3	50	50
Minimum Resolution (Degree)		0.001	0.001	0.001	0.001
Indexing Accuracy (second)		45	45	60	60
Repeatability (second)		±2.5	±2.5	±2.5	±2.5
Permissible Load (lb.)	Horizontal	132	132	132	132
	Vertical/ Tailstock	66/132	66/132	66/132	66/132
Maximum Work Inertia (lb.-in-sec <sup>2</sup> )		2.93	2.93	2.93	2.93
Weight (lb.)		53	60	154	220

Note: \* means that maximum RPM is obtained with motor speed at 3,000 rpm.

Note: See accessory chart (p223) for complete listing of optional accessories.

Note: TC-5C-1 furnished with manual 5C collet closer. TC-5C-1A, -2A, and -3A furnished with pneumatic 5C collet closer.

### KITAGAWA 5C SERIES NC ROTARY TABLES



TC-5C-1

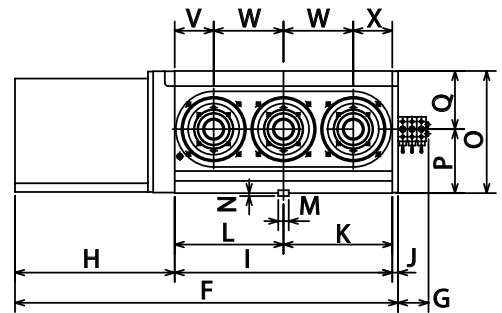
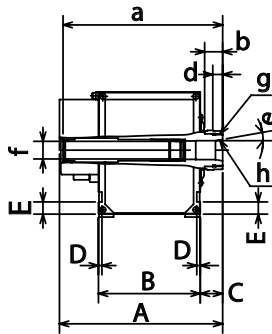
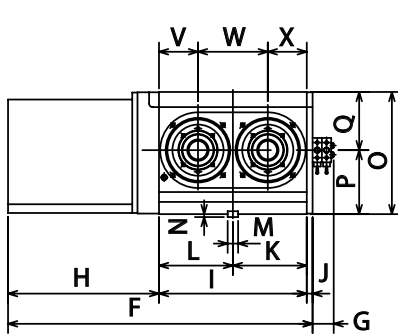
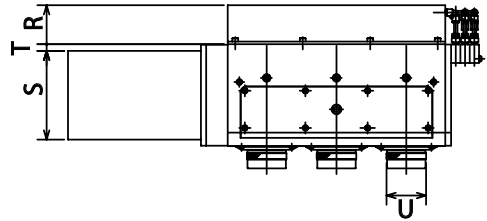
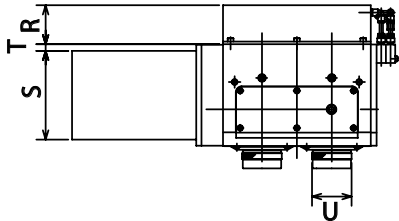
TC-5C-1A

MODEL	KIW NO.	A	B	C	D	E	F	G	H
TC-5C-1	TC100	8.41	6.89	1.52	.24	.83	13.54	7.17	7.80
TC-5C-1A	TC100A	11.04	6.89	1.52	.24	.83	13.54	.80	7.80

I	J	K	L	M	N	O	P	Q	R
5.04	.71	2.64	2.40	.5512 h7	.20	8.43	4.33	2.68	1.42
5.04	.71	2.64	2.40	.5512 h7	.20	8.43	4.33	2.68	2.64

S	T	U	a	b	d	e	f	g	h
5.69	.62	2.68	8.15	1.22	.67	10°	1.19	2 3/16-UNS	5C
5.69	.62	2.68	10.80	1.22	.67	10°	1.19	2 3/16-UNS	5C

### KITAGAWA 5C SERIES NC ROTARY TABLE



TC-5C-2A

TC-5C-3A

MODEL	KIW NO.	A	B	C	D	E	F	G	H
TC-5C-2A	TC2100A	11.04	6.89	1.52	.24	.83	20.61	1.43	10.22
TC-5C-3A	TC3100A	11.04	6.89	1.52	.24	.83	25.93	2.06	10.81

I	J	K	L	M	N	O	P	Q	R
10.00	.39	5.00	5.00	.7089 h7	.20	8.27	4.33	3.94	2.64
14.72	.39	7.36	7.36	.7089 h7	.20	8.27	4.33	3.94	2.64

S	T	U	V	W	X	a	b	d	e	f	g	h
6.00	.45	2.68	2.64	4.72	2.64	10.80	1.22	.67	10°	1.2	2 3/16-UNS	5C
6.00	.45	2.68	2.64	4.72	2.64	10.80	1.22	.67	10°	1.2	2 3/16-UNS	5C

## ACCESSORY CHART & RECOMMENDED LUBRICANT OIL FOR KITAGAWA ROTARY TABLES

MODEL/ KIW NO.	TAIL STOCK	AIR/HYDRAULIC TAILSTOCK	SCROLL CHUCK	AIR CHUCK	ROTARY JOINT	AIR BOOSTER	LUBE/OIL
TC-5C-1/ TC100	TS100	TS100-RSA	SC-4	—	—	—	MOBIL VACTRA NO. 1
TC-5C-1A/ TC100-A	TS100	TS100-RSA	SC-4				
TC-5C-2A/ TC2100-A	TS100-2	TS100-2RSA	SC-4				
TC-5C-3A/ TC3100-A	TS100-3	TS100-3RSA	SC-4				
MR120	TS160	TS160-RSA	SC-5	NRC04	RJ32H12Q		
MR160	TS200	TS200-RSA	SC-6T	NRC04	RJ40H16Q		
MR200	TS200	TS200-RSA	SC-7T	NRC06	RJ40H20Q		
MR250	TS250	TS250-RSA	SC-9T	NRC08	RJ70H25Q		
MR320	TS320	TS320-RSA	SC-12T-4	NRC10	RJ70H25M		
TMX160	TS160	TS160-RSH(A)	SC-6T	NRC04,06	RJ40H16D		
TMX200	TS200	TS200-RSH(A)	SC-7T	NRC04,06	RJ40H20D		
TMX250	TS250	TS250-RSH(A)	SC-9T	NRC06,08	RJ70H25D		
TRX320	TS320	TS320-RSH(A)	SC-12T-4	NRC10	RJ70H32K		
TR401	TS400	—	SC-14-PB	—	RJ80H40R		
TR500	TS500		SC-14-PB		RJ80H		
TP530	TS500		SC21-12.6 IC21-13.6		—		
TR630	TS630		SC-16		RJ80H		
TBX160	TS160	TS160-RSA(H)	SC-6T	NRC04,06	—	—	MOBIL VACTRA NO. 1
TBX200	TS200	TS200-RSH(A)	SC-7T	NRC04,06	RJ40H20F		MOBIL VACTRA NO. 2
TBX250	TS250	TS250-RSH(A)	SC-9T	NRC06,08	RJ70H25F		
TBX320	TS320	TS320-RSH(A)	SC-12T-4	NRC10	RJ70H32F		

**Technitron**

**Integration Services**  
www.technitron.com

3980 Webster Avenue Cincinnati, OH 45212 Phone: 513.531.2926 info@technitron.com